
REMA CONNECTORS



REMA Group, with locations in Germany, China and the USA, is one of the international technological leaders in the field of high-current contact systems. They develop and produce connector systems for charging electric vehicles, high-current connection materials and crimping tools as well as technologically sophisticated operator interfaces with integrated electronics. The development of the company was always supported by intensive research and development work. Through targeted knowledge transfer, new markets are continually explored and new, innovative products developed.

JH Connectors

Prior to standardization REMA has developed a two pole electrical connection. These robust connectors have proved their reliability already for decades within the REMA product portfolio. Focus of applications of these connectors are electrical connections between trailer and towing machine on road trucks.








The contact design has large connection surfaces with a spring loaded connector pin sliding into the sleeves inside the female connector. The result is an extremely low resistance in the electrical connection. The contacts show a differentiation between solder and crimp connections.




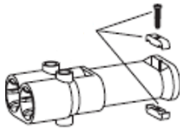
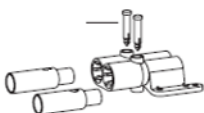
On top the twin plug and sockets have:

- mechanical robustness
- constant extraction forces
- protection against humidity, acids and UV radiation
- reliable design for long lifetimes and vibration protection



Connectors

Type	Dimensions	Ordering code	Description
	Length: 150 mm Width: 100 mm Height: 40 mm	76250-00 76251-00	JH Twin 160 Plug – 35 mm ² – type A – Battery JH Twin 200 Plug – 50 mm ² – type A – Battery
	Length: 117 mm Width: 100 mm Height: 44 mm	76350-00 76351-00	JH Twin 160 Socket – 35 mm ² – type B – Truck JH Twin 200 Socket – 50 mm ² – type B – Truck
	Length: 161 mm Width: 65 mm Height: 44 mm	76460-00 76470-00	JH Twin 160 Socket – 35 mm ² – type C – Charger JH Twin 200 Socket – 50 mm ² – type C – Charger
	Length: 117 mm Width: 100 mm Height: 40 mm	77350-00 77351-00	JH Twin 160 Plug – 35 mm ² – type D – Truck JH Twin 200 Plug – 50 mm ² – type D – Truck
	Length: 107 mm Width: 100 mm Height: 40 mm	77360-00 77361-00	JH Twin 160 Plug – 35mm ² – type E – Truck JH Twin 200 Plug – 50 mm ² – type E – Truck
	Length: 161 mm Width: 65 mm Height: 44 mm	77460-00 77461-00	JH Twin 160 Plug – 35 mm ² – type F – Charger JH Twin 200 Plug – 50 mm ² – type F – Charger
	Length: 150 mm Width: 100 mm Height: 44 mm	77250-00 77251-00	JH Twin 160 Socket – 35 mm ² – type G – Battery JH Twin 200 Socket – 50 mm ² – type G – Battery

Accessories			
Picture	Ordering code	Description	For Type
	76935-00 76925-00	Reducing bushing 35 mm ² – 16 mm ² Reducing bushing 35 mm ² – 25 mm ²	A – B – C – D – E – F – G
	76765-00 76766-00	Main Contact JH – 35 mm ² – Male Main Contact JH – 50 mm ² – Male	A – D – E – F
	76915-00 76916-00	Main Contact JH – 35 mm ² – Female Main Contact JH – 50 mm ² – Female	A – B – C – D – E – F – G
	76850-00	Cable Clamp JH Connector	A – C – F – G
	76947-00	Locking Pin JH – 33,5 mm	B – C – D – E – F
	76946-00	Locking Pin JH – 30,5 mm	A – G