

---

## PHILADELPHIA SCIENTIFIC WATERING CARTS

---



Since 1983, Philadelphia Scientific has brought advanced technology solutions to the industrial battery industry. They specialize in the research, design, development and manufacturing of products for motive power, standby and automotive batteries in addition to tools that maximize battery performance. They are the holders of an extensive patent inventory that reflects the creative and inventive spirit of their employees.

As the creator and manufacturer of many market-leading products, they continuously develop new innovations to serve the industry. This excellence in engineering, combined with their passion for quality, has made Philadelphia Scientific one of the most trusted brands in its marketplace today.

---

## WATER CADDY

---

One of the major and time consuming issues with filling your batteries up quickly and easily is an adequate water supply.





More often than not, the water supply is not the easiest place to get to and can be on the other side of the warehouse, which is expensive to reposition. What's more of an issue is that operators often use this water to fill their batteries, which can cause a lot of issues such as increased self-discharge, shortened run time, and reduced battery life. Battery water should be free from impurities because they can directly affect cell voltages and cannot be removed by using conventional filters. The range of battery watering carts can help to make that laborious task a breeze to do. The range of tanks are designed to be easily moved from your source of deionized water to your battery room. This allows you to efficiently fill up your entire fleet when you need to.

Vandapower offers three types of water caddies.

-The electrical water caddy from Philadelphia Scientific is available with a 10 Gallon and a 16 Gallon tank. The caddies can be optionally equipped with filling gun with a filling adapter for use with an automatic battery watering system.

-The manual Vandapower 4 Gallon pressure tank with trolley is lightweight and easy to use.



	PT15	HydroFill	HydroFill Pro
Ordering Code	PT15-BFS	WCA2-LD-2	WCA60
Capacity	4 Gallons	10 Gallons	16 Gallons
Water Pressure	43.5 psi	Min 15 psi Max 25 psi	14.5 psi
Height	25 in	37 in	39.3 in
Width	10.4 in	17 in	13.7 in
Net Weight	7.5 lb	27 lb	17.6 lb
Wheel Size	6 in	6 in	6 in
Wheel Type	Plastic	Plastic/Rubber	Plastic/Rubber
Output Hose Length	6 ft	9.8 ft	9.8 ft
Manual Pressurized	✓	✗	✗
Battery Filling System with Integrated Pump	✗	✓	✓
Integrated Deionizer	✗	✗	Optional
LCD Display	✗	✗	✓
Purity Sensor	✗	✗	✓
Discharge Indicator	✗	✗	✓
Low Water Alert	✗	✗	✓
Diagnostic Information	✗	✗	✓
Output Connection			

<b>Spare parts and accessories</b>			
<b>For</b>		<b>Ordering code</b>	<b>Description</b>
		CRT-E208	<b>Input Hose with Timer and Flow Restrictor</b> Because the HydroFill™ Pro with deioniser takes 30 minutes to fill up (due to the fact that the flow rate cannot be more than 2 liters per minute through the deioniser cartridge), the timer is intended to automatically cut off after 30 minutes (or a time setting the customer specifies)
		WCA-CRT-E209	Input Hose with Flow Restrictor
		WCA-CRT-E215	Fuse
		WCA-CRT-E214	Lid with clip for hose
		09KUM1B	Quick Coupling Female NW 10
		09FLI1B	Flow Indicator NW 10
		PS600	Cartridge
		WCA-CRT-E216	HydroFill Pro - Purity Sensor
		WCA-CRT-E217	HydroFill Pro - Pump Assembly
		WCA-CRT-E218	HydroFill Pro - Display Unit
		WCA-CRT-E219	HydroFill Pro - Power Cable
		CRT-E210	BFS Connector (male) - Adaptor



 + 		WCA-FA-ACC003C	Adjustable filling adapter, set 0.65 Bar - coupling incl. For the Hydrofill Pro only possible in combination with CRT-E210
		WCA-CRT-070	Output Hose with Fitting – 3,5 m (12 ft) For the Hydrofill Pro only possible in combination with CRT-E210
		WCA-CRT-E201	Battery Charger 12 V Watercaddy - Universal
		WCA-CRT-E205	6" wheel + tire for 35 l Watercaddy / 30 l AquaJet
		WCA-CRT-E206	3/8" axle cap for wheel 35 l Watercaddy / 30 l AquaJet
		WCA-CRT-E207	3/8" axle rod for wheel 35 l Watercaddy / 30 l AquaJet
		WCA-CRT-095	Battery Sealed 12VDC - 7.5 Ah (151 x 65 x 99 mm)
		INJ-E068	Moulded cap for 30l AquaJet/35l Watercaddy, Black
		INJ-E066	Rocker Switch, On/Off, D/P, 12 VDC, (2A2)
		WCA-CRT-040	Pump 12V-DC Watercaddy
		WCA-CRT-E200	Adaptor for Batt. Charger 12V Watercaddy

		PT15-BFS-B	Handle for pressure tank PT15-BFS
		PT15-BFS-C	Plunger for pressure tank PT15-BFS
		PT15-BFS-D	Outlet for manual pressure tank PT15-BFS
		PT15-BFS-F	Suction tube for pressure tank PT15-BFS
		PT15-BFS-G	Pressure release valve for pressure tank PT15-BFS
		PT15-BFS-E	Screw cap for pressure tank PT15-BFS
		PT15-BFS-H	Output hose for pressure tank PT15-BFS
		09KUM6B	Quick coupling female NW 6
<b>ACCESORIES</b>		WD-PS-125	Quick disconnect female - female thread
		WCA-CRT-075	Quick disconnect - female - Watercaddy
		INJ-472	Coupling male with Return Valve
		INJ-122	Sediment Filter
		INJ-FC	Flow checker